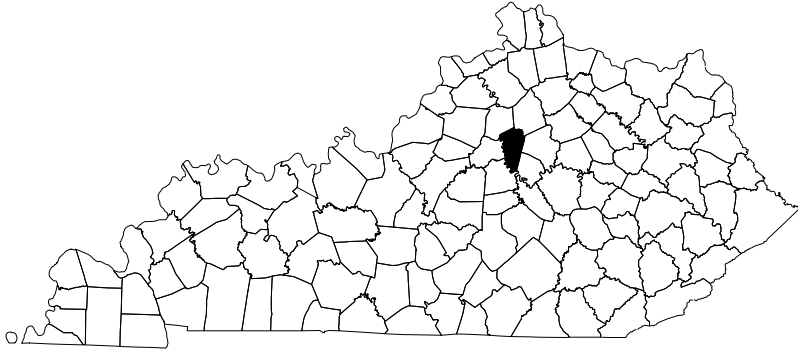


Woodford County



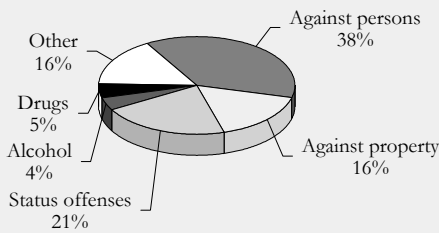
* 64% of high school graduates went to college, third highest in state.

Adolescent Demographics

Ages	10-14	15-19
Total persons, 1998	1,583	1,695
Percent female	50	52
Percent white	91	91
Percent black	8	8
Percent Hispanic	1	1
Total deaths, 1994-98	3	6
by injury	2	2
Death rate (per 100,000)		96
Total births, 1994-98	4	176

Juvenile Justice

Juvenile court referrals, FY 99 213



	Status Offenses	Delinquency
Ages 12 and under	1	19
Ages 13 -14	11	31
Age 15	12	42
Age 16	11	34
Ages 17 and over	10	42
Percent female	66	22
Percent white	81	91
Percent black	19	9

These data are referrals, not children. An offender may have multiple referrals. Delinquency includes all crimes except status offenses.

Out-of-home placement, FY 99

Number of cases	6
Ages 14 and under	1
Ages 15-18	1
Percent female	17

Teen Birth Trends

	1980-82	1990-92	1996-98
Average annual births to teens ages 15-19	44	30	36
Teen birth rate (per 1,000 females 15-19)	47	37	46
Average annual births to younger teens ages 15-17	14	9	11
Younger teen birth rate (per 1,000 females 15-17)	24	19	21
Teen births as a percent of all births	17	11	13
Percent of teen births occurring to unmarried teens	37	56	67
Percent of teen births that are repeat births	31	24	22
Percent of teen births receiving late, after second trimester, or no prenatal care	16	11	14
Percent of teen births to mothers who reported smoking during pregnancy	Not available	30	32

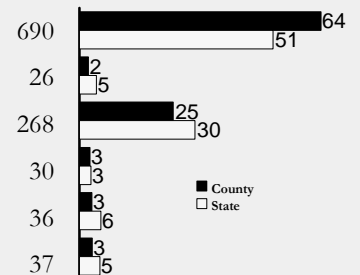
Post-High School Transition

Total public high school graduates, 1994-98 1,087

Six months after graduation were:

- in college 690
- in vocational/technical school 26
- employed 268
- in the military 30
- combined work and school 36
- not successful 37

Percent of H.S. grads



Percent of students grades 7-12 who dropped out, 1994-98 4