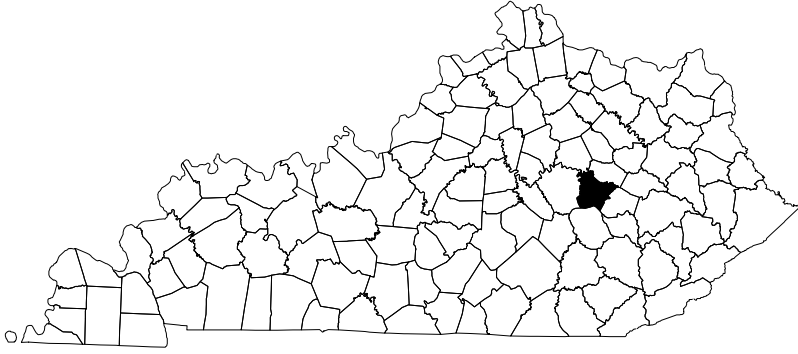


Estill County



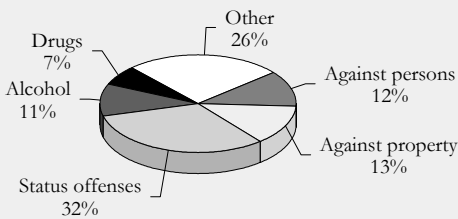
* 15% of high school graduates were not employed or in school.

Adolescent Demographics

Ages	10-14	15-19
Total persons, 1998	1,169	1,281
Percent female	45	48
Percent white	99	99
Percent black	0	0
Percent Hispanic	0	1
Total deaths, 1994-98	1	4
by injury	1	3
Death rate (per 100,000)		
Total births, 1994-98	2	190

Juvenile Justice

Juvenile court referrals, FY 99 167



	Status Offenses	Delinquency
Ages 12 and under	10	3
Ages 13 -14	22	24
Age 15	7	15
Age 16	9	31
Ages 17 and over	5	41
Percent female	55	30
Percent white	100	100
Percent black	0	0

These data are referrals, not children. An offender may have multiple referrals. Delinquency includes all crimes except status offenses.

Out-of-home placement, FY 99

Number of cases	2
Ages 14 and under	0
Ages 15-18	2
Percent female	50

Teen Birth Trends

	1980-82	1990-92	1996-98
Average annual births to teens ages 15-19	65	37	37
Teen birth rate (per 1,000 females 15-19)	94	62	60
Average annual births to younger teens ages 15-17	28	11	13
Younger teen birth rate (per 1,000 females 15-17)	64	30	33
Teen births as a percent of all births	29	17	21
Percent of teen births occurring to unmarried teens	19	35	54
Percent of teen births that are repeat births	24	26	21
Percent of teen births receiving late, after second trimester, or no prenatal care	7	11	4
Percent of teen births to mothers who reported smoking during pregnancy	Not available	31	30

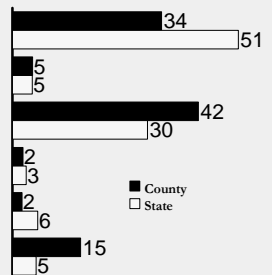
Post-High School Transition

Total public high school graduates, 1994-98 723

Six months after graduation were:

in college	243
in vocational/technical school	33
employed	303
in the military	17
combined work and school	16
not successful	111

Percent of H.S. grads



Percent of students grades 7-12 who dropped out, 1994-98 6