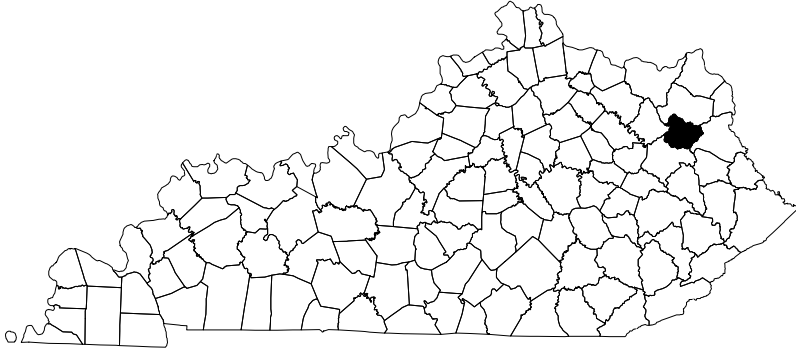


Elliott County



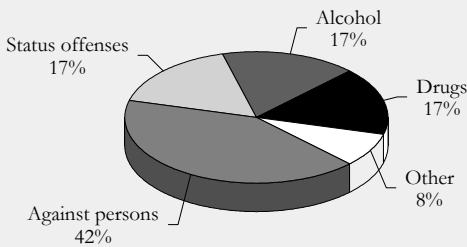
* 15% of high school graduates were not employed or in school.

Adolescent Demographics

Ages	10-14	15-19
Total persons, 1998	572	523
Percent female	49	44
Percent white	99	100
Percent black	0	0
Percent Hispanic	1	0
Total deaths, 1994-98	1	2
by injury	1	1
Death rate (per 100,000)		
Total births, 1994-98	0	80

Juvenile Justice

Juvenile court referrals, FY 99 24



	Status Offenses	Delinquency
Ages 12 and under	0	2
Ages 13 -14	1	3
Age 15	0	4
Age 16	0	1
Ages 17 and over	3	10
Percent female	25	21
Percent white	100	100
Percent black	0	0

These data are referrals, not children. An offender may have multiple referrals. Delinquency includes all crimes except status offenses.

Out-of-home placement, FY 99

Number of cases	0
Ages 14 and under	0
Ages 15-18	0
Percent female	

Teen Birth Trends

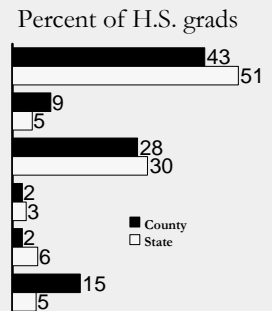
	1980-82	1990-92	1996-98
Average annual births to teens ages 15-19	20	16	14
Teen birth rate (per 1,000 females 15-19)	60	69	61
Average annual births to younger teens ages 15-17	11	7	6
Younger teen birth rate (per 1,000 females 15-17)	48	49	41
Teen births as a percent of all births	23	21	20
Percent of teen births occurring to unmarried teens	18	23	40
Percent of teen births that are repeat births	18	26	29
Percent of teen births receiving late, after second trimester, or no prenatal care	7	11	2
Percent of teen births to mothers who reported smoking during pregnancy	Not available	30	36

Post-High School Transition

Total public high school graduates, 1994-98 393

Six months after graduation were:

- in college 170
- in vocational/technical school 34
- employed 111
- in the military 9
- combined work and school 9
- not successful 60



Percent of students grades 7-12 who dropped out, 1994-98 5