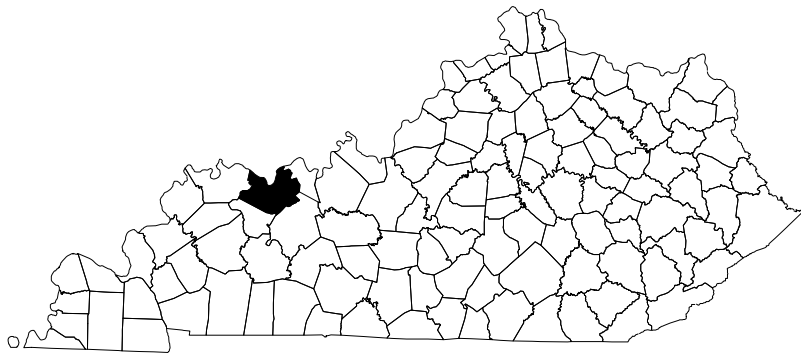


# Daviess County



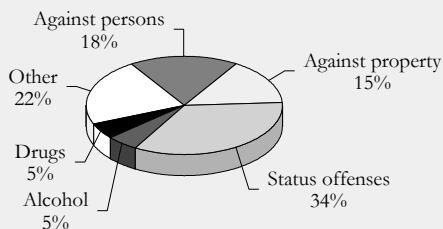
\* 77% of teen births occurred to unmarried mothers.

## Adolescent Demographics

Ages	10-14	15-19
Total persons, 1998	6,260	6,719
Percent female	48	49
Percent white	93	93
Percent black	6	6
Percent Hispanic	1	1
Total deaths, 1994-98	3	21
by injury	1	15
Death rate (per 100,000)		78
Total births, 1994-98	17	968

## Juvenile Justice

Juvenile court referrals, FY 99 1,028



	Status Offenses	Delinquency
Ages 12 and under	36	40
Ages 13 -14	106	118
Age 15	86	125
Age 16	88	156
Ages 17 and over	36	235
Percent female	55	20
Percent white	89	77
Percent black	11	23

These data are referrals, not children. An offender may have multiple referrals. Delinquency includes all crimes except status offenses.

### Out-of-home placement, FY 99

Number of cases	47
Ages 14 and under	7
Ages 15-18	39
Percent female	15

## Teen Birth Trends

	1980-82	1990-92	1996-98
Average annual births to teens ages 15-19	267	211	196
Teen birth rate (per 1,000 females 15-19)	66	65	59
Average annual births to younger teens ages 15-17	89	64	64
Younger teen birth rate (per 1,000 females 15-17)	36	33	31
Teen births as a percent of all births	18	17	16
Percent of teen births occurring to unmarried teens	32	62	77
Percent of teen births that are repeat births	23	21	25
Percent of teen births receiving late, after second trimester, or no prenatal care	5	6	2
Percent of teen births to mothers who reported smoking during pregnancy	Not available	36	33

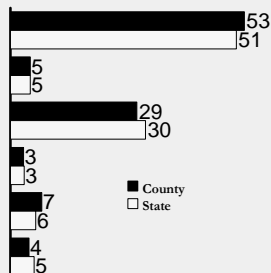
## Post-High School Transition

Total public high school graduates, 1994-98 4,194

Six months after graduation were:

in college	2,210
in vocational/technical school	189
employed	1,195
in the military	125
combined work and school	299
not successful	176

Percent of H.S. grads



Percent of students grades 7-12 who dropped out, 1994-98 ..... 3