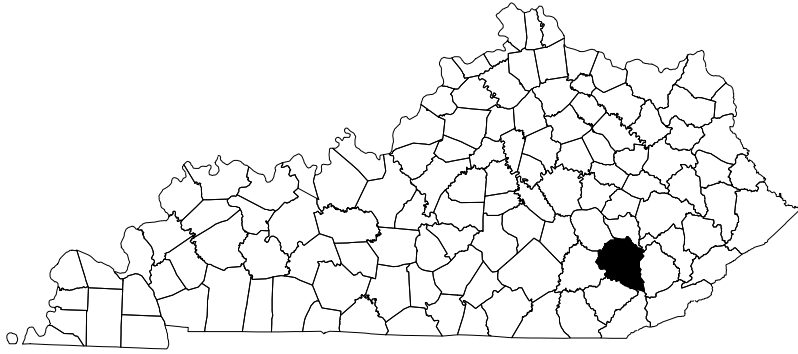


Clay County



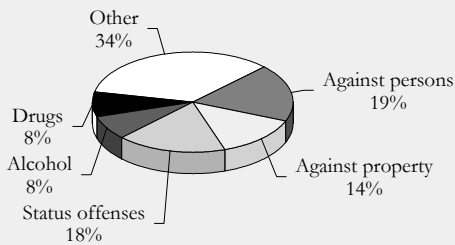
* Teen birth rates were among highest in the state.

Adolescent Demographics

Ages	10-14	15-19
Total persons, 1998	1,963	1,959
Percent female	51	48
Percent white	97	98
Percent black	2	1
Percent Hispanic	0	0
Total deaths, 1994-98	1	10
by injury	1	7
Death rate (per 100,000)		131
Total births, 1994-98	2	373

Juvenile Justice

Juvenile court referrals, FY 99 323



	Status Offenses	Delinquency
Ages 12 and under	15	41
Ages 13 -14	19	43
Age 15	7	64
Age 16	13	66
Ages 17 and over	3	52
Percent female	60	17
Percent white	96	99
Percent black	4	1

These data are referrals, not children. An offender may have multiple referrals. Delinquency includes all crimes except status offenses.

Out-of-home placement, FY 99

Number of cases	7
Ages 14 and under	0
Ages 15-18	7
Percent female	0

Teen Birth Trends

	1980-82	1990-92	1996-98
Average annual births to teens ages 15-19	116	94	74
Teen birth rate (per 1,000 females 15-19)	97	104	81
Average annual births to younger teens ages 15-17	45	35	29
Younger teen birth rate (per 1,000 females 15-17)	58	62	48
Teen births as a percent of all births	28	24	24
Percent of teen births occurring to unmarried teens	26	31	46
Percent of teen births that are repeat births	25	28	22
Percent of teen births receiving late, after second trimester, or no prenatal care	12	10	6
Percent of teen births to mothers who reported smoking during pregnancy	Not available	41	43

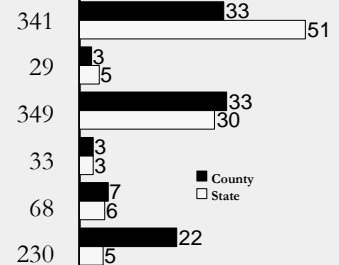
Post-High School Transition

Total public high school graduates, 1994-98 1,050

Six months after graduation were:

- in college 341
- in vocational/technical school 29
- employed 349
- in the military 33
- combined work and school 68
- not successful 230

Percent of H.S. grads



Percent of students grades 7-12 who dropped out, 1994-98 7