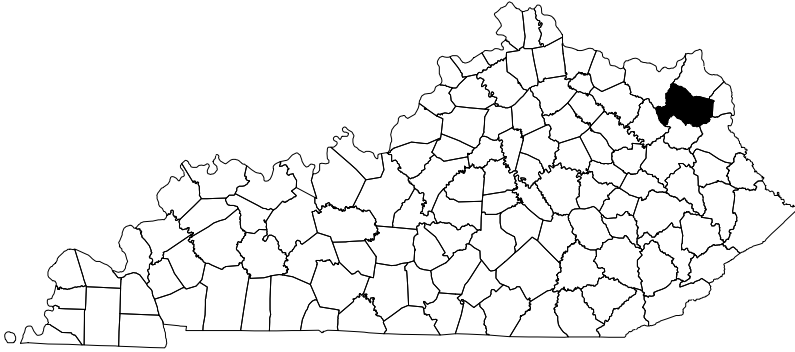


# Carter County



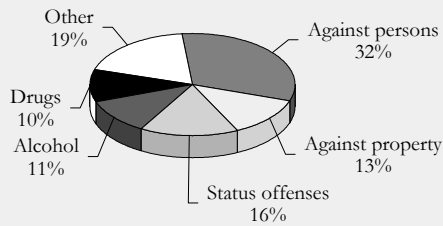
## Adolescent Demographics

Ages	10-14	15-19
Total persons, 1998	2,011	2,350
Percent female	48	48
Percent white	99	99
Percent black	0	0
Percent Hispanic	1	1
Total deaths, 1994-98	3	8
by injury	2	8
Death rate (per 100,000)		88
Total births, 1994-98	4	364

\* 11% of high school graduates were not working or in school.

## Juvenile Justice

Juvenile court referrals, FY 99 135



### Status Offenses Delinquency

	Status Offenses	Delinquency
Ages 12 and under	1	9
Ages 13 -14	7	22
Age 15	6	19
Age 16	2	9
Ages 17 and over	5	55
Percent female	52	10
Percent white	100	97
Percent black	0	3

These data are referrals, not children. An offender may have multiple referrals. Delinquency includes all crimes except status offenses.

### Out-of-home placement, FY 99

Number of cases	15
Ages 14 and under	4
Ages 15-18	10
Percent female	13

## Teen Birth Trends

	1980-82	1990-92	1996-98
Average annual births to teens ages 15-19	95	64	73
Teen birth rate (per 1,000 females 15-19)	79	61	66
Average annual births to younger teens ages 15-17	33	18	24
Younger teen birth rate (per 1,000 females 15-17)	48	29	35
Teen births as a percent of all births	22	18	20
Percent of teen births occurring to unmarried teens	24	39	55
Percent of teen births that are repeat births	23	20	15
Percent of teen births receiving late, after second trimester, or no prenatal care	10	8	3
Percent of teen births to mothers who reported smoking during pregnancy	Not available	26	35

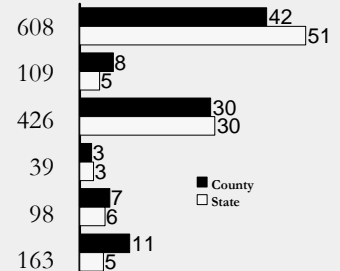
## Post-High School Transition

Total public high school graduates, 1994-98 1,443

Six months after graduation were:

- in college 608
- in vocational/technical school 109
- employed 426
- in the military 39
- combined work and school 98
- not successful 163

Percent of H.S. grads



Percent of students grades 7-12 who dropped out, 1994-98 ..... 5