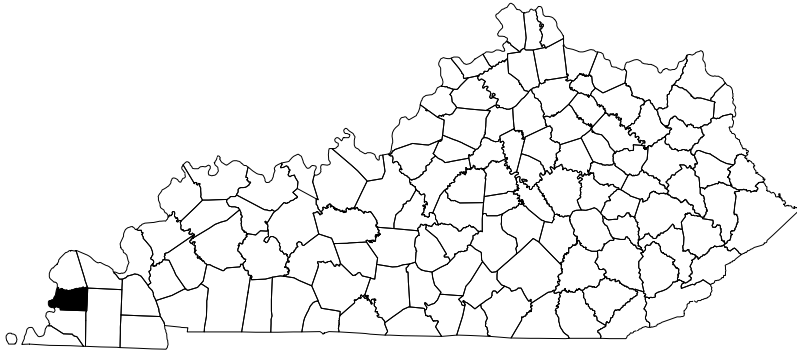


# Carlisle County



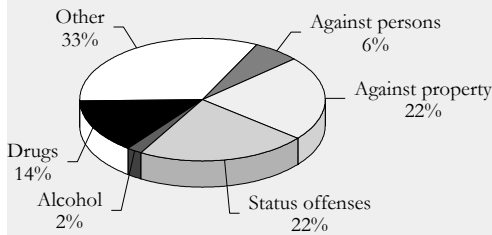
**\*** 14% of high school graduates went to vocational/technical school, highest in the state.

## Adolescent Demographics

Ages	10-14	15-19
Total persons, 1998	347	385
Percent female	50	48
Percent white	98	98
Percent black	1	1
Percent Hispanic	1	1
Total deaths, 1994-98	2	1
by injury	2	1
Death rate (per 100,000)		
Total births, 1994-98	1	41

## Juvenile Justice

Juvenile court referrals, FY 99 49



	Status Offenses	Delinquency
Ages 12 and under	2	2
Ages 13 -14	4	0
Age 15	1	6
Age 16	3	5
Ages 17 and over	1	25
Percent female	64	6
Percent white	82	89
Percent black	18	11

These data are referrals, not children. An offender may have multiple referrals. Delinquency includes all crimes except status offenses.

### Out-of-home placement, FY 99

Number of cases	7
Ages 14 and under	1
Ages 15-18	6
Percent female	0

## Teen Birth Trends

	1980-82	1990-92	1996-98
Average annual births to teens ages 15-19	12	9	7
Teen birth rate (per 1,000 females 15-19)	61	48	38
Average annual births to younger teens ages 15-17	4	3	5
Younger teen birth rate (per 1,000 females 15-17)			
Teen births as a percent of all births	16	15	13
Percent of teen births occurring to unmarried teens	16	37	45
Percent of teen births that are repeat births	19	11	23
Percent of teen births receiving late, after second trimester, or no prenatal care	5	15	18
Percent of teen births to mothers who reported smoking during pregnancy	Not available	26	36

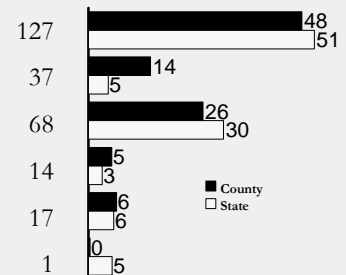
## Post-High School Transition

Total public high school graduates, 1994-98 264

Six months after graduation were:

in college	127
in vocational/technical school	37
employed	68
in the military	14
combined work and school	17
not successful	1

Percent of H.S. grads



Percent of students grades 7-12 who dropped out, 1994-98 ..... 3