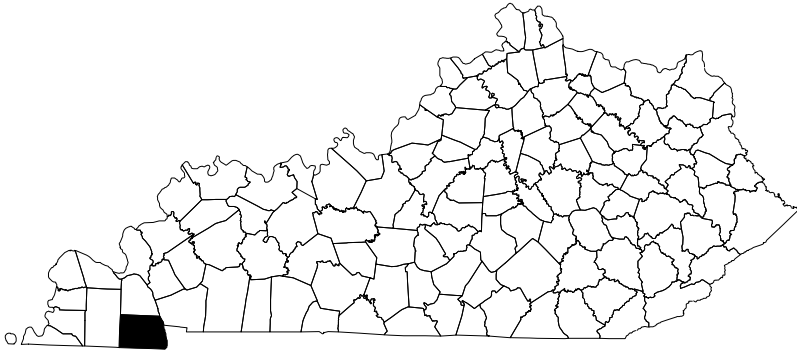


Calloway County



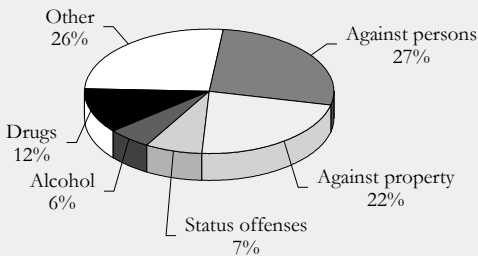
Teen birth rate was among lowest in state.

Adolescent Demographics

Ages	10-14	15-19
Total persons, 1998	1,770	3,401
Percent female	49	52
Percent white	96	93
Percent black	3	5
Percent Hispanic	1	1
Total deaths, 1994-98	1	8
by injury	1	4
Death rate (per 100,000)		60
Total births, 1994-98	2	219

Juvenile Justice

Juvenile court referrals, FY 99 299



Status Offenses Delinquency

	Status Offenses	Delinquency
Ages 12 and under	2	9
Ages 13 -14	10	25
Age 15	3	55
Age 16	6	85
Ages 17 and over	1	103
Percent female	55	18
Percent white	100	98
Percent black	0	2

These data are referrals, not children. An offender may have multiple referrals. Delinquency includes all crimes except status offenses.

Out-of-home placement, FY 99

Number of cases	8
Ages 14 and under	1
Ages 15-18	7
Percent female	13

Teen Birth Trends

	1980-82	1990-92	1996-98
Average annual births to teens ages 15-19	51	41	49
Teen birth rate (per 1,000 females 15-19)	27	24	28
Average annual births to younger teens ages 15-17	13	10	14
Younger teen birth rate (per 1,000 females 15-17)	20	20	25
Teen births as a percent of all births	16	13	14
Percent of teen births occurring to unmarried teens	17	33	50
Percent of teen births that are repeat births	14	14	14
Percent of teen births receiving late, after second trimester, or no prenatal care	8	8	16
Percent of teen births to mothers who reported smoking during pregnancy	Not available	41	40

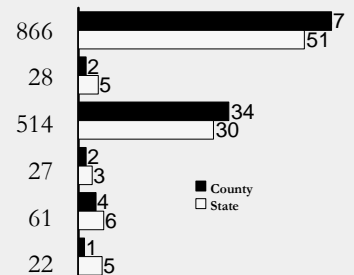
Post-High School Transition

Total public high school graduates, 1994-98 1,518

Six months after graduation were:

- in college 866
- in vocational/technical school 28
- employed 514
- in the military 27
- combined work and school 61
- not successful 22

Percent of H.S. grads



Percent of students grades 7-12 who dropped out, 1994-98 1