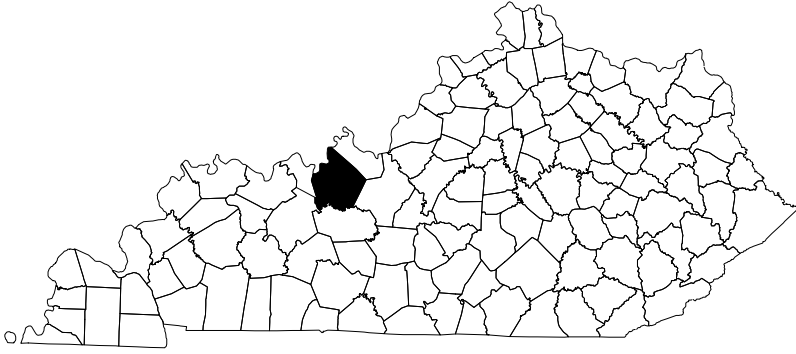


# Breckinridge County



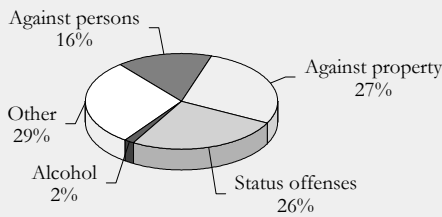
\* Only one of ten teen births was a repeat birth.

## Adolescent Demographics

Ages	10-14	15-19
Total persons, 1998	1,291	1,238
Percent female	47	48
Percent white	96	94
Percent black	4	5
Percent Hispanic	0	1
Total deaths, 1994-98	2	3
by injury	1	3
Death rate (per 100,000)		
Total births, 1994-98	2	159

## Juvenile Justice

Juvenile court referrals, FY 99 62



	Status Offenses	Delinquency
Ages 12 and under	1	7
Ages 13 -14	4	8
Age 15	1	3
Age 16	2	10
Ages 17 and over	8	18
Percent female	56	4
Percent white	75	100
Percent black	25	0

These data are referrals, not children. An offender may have multiple referrals. Delinquency includes all crimes except status offenses.

### Out-of-home placement, FY 99

Number of cases	5
Ages 14 and under	0
Ages 15-18	5
Percent female	0

## Teen Birth Trends

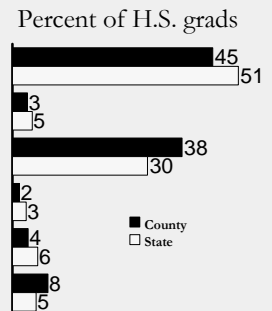
	1980-82	1990-92	1996-98
Average annual births to teens ages 15-19	52	34	33
Teen birth rate (per 1,000 females 15-19)	65	59	56
Average annual births to younger teens ages 15-17	21	11	10
Younger teen birth rate (per 1,000 females 15-17)	40	31	27
Teen births as a percent of all births	20	18	15
Percent of teen births occurring to unmarried teens	28	44	60
Percent of teen births that are repeat births	17	11	10
Percent of teen births receiving late, after second trimester, or no prenatal care	4	5	9
Percent of teen births to mothers who reported smoking during pregnancy	Not available	29	43

## Post-High School Transition

Total public high school graduates, 1994-98 1,051

Six months after graduation were:

- in college 474
- in vocational/technical school 36
- employed 402
- in the military 17
- combined work and school 38
- not successful 84



Percent of students grades 7-12 who dropped out, 1994-98 ..... 3