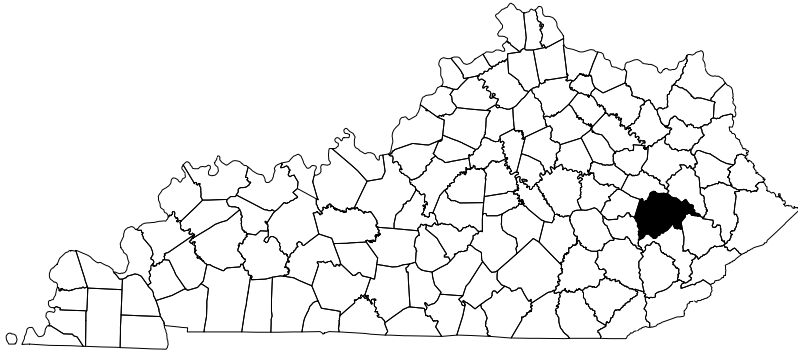


Breathitt County



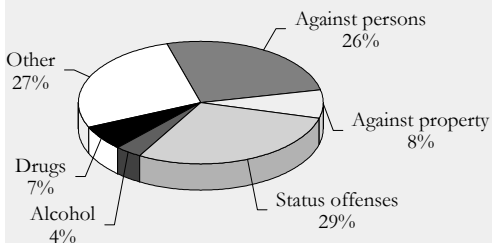
* 34% of teen births were repeat births, the highest rate in the state.

Adolescent Demographics

Ages	10-14	15-19
Total persons, 1998	1,349	1,454
Percent female	46	49
Percent white	100	98
Percent black	0	1
Percent Hispanic	0	0
Total deaths, 1994-98	4	8
by injury	3	5
Death rate (per 100,000)		142
Total births, 1994-98	2	236

Juvenile Justice

Juvenile court referrals, FY 99 199



	Status Offenses	Delinquency
Ages 12 and under	2	9
Ages 13 -14	18	29
Age 15	22	40
Age 16	9	37
Ages 17 and over	7	24
Percent female	40	22
Percent white	100	100
Percent black	0	0

These data are referrals, not children. An offender may have multiple referrals. Delinquency includes all crimes except status offenses.

Out-of-home placement, FY 99

Number of cases	4
Ages 14 and under	1
Ages 15-18	3
Percent female	0

Teen Birth Trends

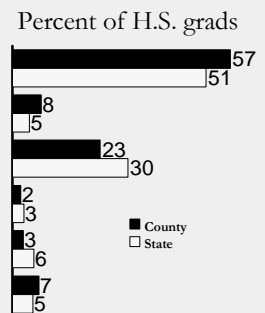
	1980-82	1990-92	1996-98
Average annual births to teens ages 15-19	70	55	42
Teen birth rate (per 1,000 females 15-19)	79	76	61
Average annual births to younger teens ages 15-17	33	21	16
Younger teen birth rate (per 1,000 females 15-17)	59	51	38
Teen births as a percent of all births	26	24	21
Percent of teen births occurring to unmarried teens	22	43	49
Percent of teen births that are repeat births	27	22	34
Percent of teen births receiving late, after second trimester, or no prenatal care	10	10	4
Percent of teen births to mothers who reported smoking during pregnancy	Not available	46	46

Post-High School Transition

Total public high school graduates, 1994-98 819

Six months after graduation were:

- in college 469
- in vocational/technical school 62
- employed 189
- in the military 18
- combined work and school 24
- not successful 57



Percent of students grades 7-12 who dropped out, 1994-98 4