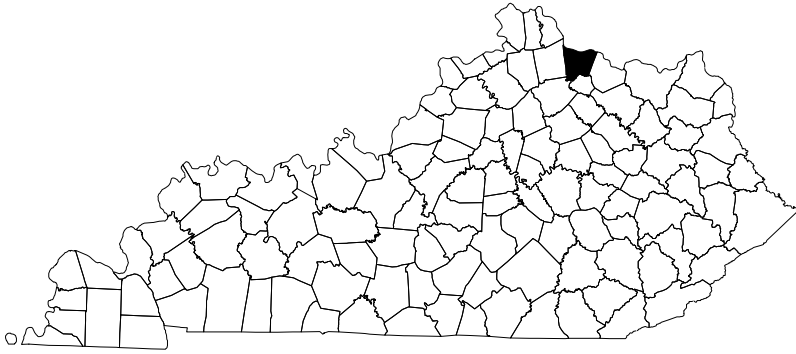


# Bracken County



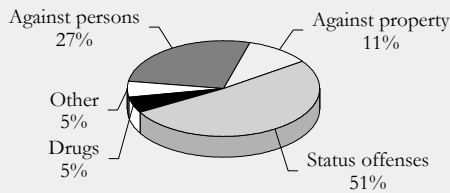
\* High school graduates were as likely to work as to go to college.

## Adolescent Demographics

Ages	10-14	15-19
Total persons, 1998	621	622
Percent female	49	50
Percent white	99	99
Percent black	1	0
Percent Hispanic	0	0
Total deaths, 1994-98	1	2
by injury	1	2
Death rate (per 100,000)		
Total births, 1994-98	1	92

## Juvenile Justice

Juvenile court referrals, FY 99 37



	Status Offenses	Delinquency
Ages 12 and under	3	1
Ages 13 -14	6	1
Age 15	4	5
Age 16	4	8
Ages 17 and over	2	3
Percent female	42	11
Percent white	89	78
Percent black	11	22

These data are referrals, not children. An offender may have multiple referrals. Delinquency includes all crimes except status offenses.

### Out-of-home placement, FY 99

Number of cases	3
Ages 14 and under	0
Ages 15-18	3
Percent female	0

## Teen Birth Trends

	1980-82	1990-92	1996-98
Average annual births to teens ages 15-19	20	20	20
Teen birth rate (per 1,000 females 15-19)	57	69	67
Average annual births to younger teens ages 15-17	7	7	8
Younger teen birth rate (per 1,000 females 15-17)	32	37	39
Teen births as a percent of all births	20	19	18
Percent of teen births occurring to unmarried teens	22	37	58
Percent of teen births that are repeat births	17	13	19
Percent of teen births receiving late, after second trimester, or no prenatal care	5	7	10
Percent of teen births to mothers who reported smoking during pregnancy	Not available	37	42

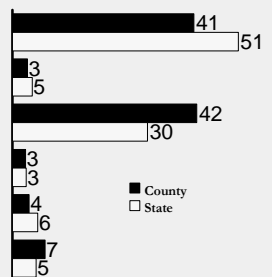
## Post-High School Transition

Total public high school graduates, 1994-98 501

Six months after graduation were:

in college	205
in vocational/technical school	17
employed	208
in the military	15
combined work and school	19
not successful	37

Percent of H.S. grads



Percent of students grades 7-12 who dropped out, 1994-98 ..... 3