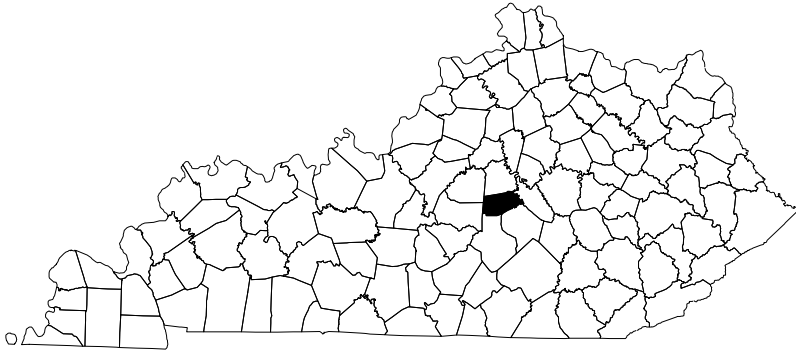


Boyle County



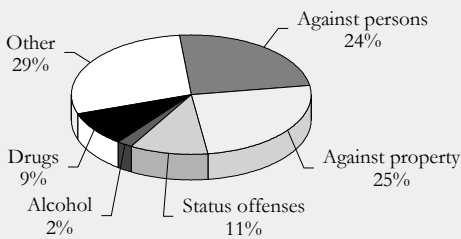
* Twice as many high school graduates have gone to college than to work.

Adolescent Demographics

Ages	10-14	15-19
Total persons, 1998	1,787	2,201
Percent female	49	45
Percent white	87	87
Percent black	11	12
Percent Hispanic	1	1
Total deaths, 1994-98	0	10
by injury	0	9
Death rate (per 100,000)		117
Total births, 1994-98	3	276

Juvenile Justice

Juvenile court referrals, FY 99 238



	Status Offenses	Delinquency
Ages 12 and under	6	30
Ages 13 -14	9	46
Age 15	5	23
Age 16	4	60
Ages 17 and over	1	53
Percent female	46	13
Percent white	61	70
Percent black	39	30

These data are referrals, not children. An offender may have multiple referrals. Delinquency includes all crimes except status offenses.

Out-of-home placement, FY 99

Number of cases	10
Ages 14 and under	1
Ages 15-18	9
Percent female	10

Teen Birth Trends

	1980-82	1990-92	1996-98
Average annual births to teens ages 15-19	70	46	58
Teen birth rate (per 1,000 females 15-19)	61	48	58
Average annual births to younger teens ages 15-17	27	13	18
Younger teen birth rate (per 1,000 females 15-17)	38	26	33
Teen births as a percent of all births	22	14	18
Percent of teen births occurring to unmarried teens	44	61	69
Percent of teen births that are repeat births	21	24	18
Percent of teen births receiving late, after second trimester, or no prenatal care	6	11	10
Percent of teen births to mothers who reported smoking during pregnancy	Not available	31	32

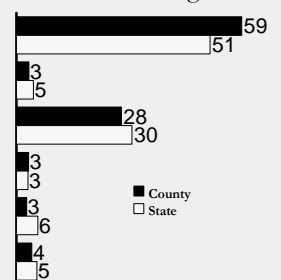
Post-High School Transition

Total public high school graduates, 1994-98 1,315

Six months after graduation were:

in college	778
in vocational/technical school	43
employed	363
in the military	42
combined work and school	35
not successful	54

Percent of H.S. grads



Percent of students grades 7-12 who dropped out, 1994-98 3