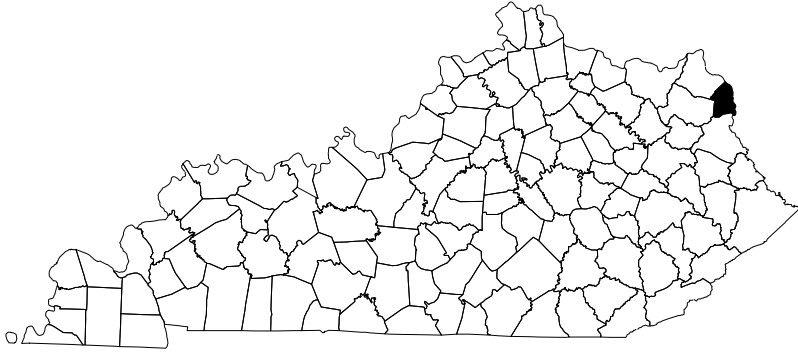


Boyd County



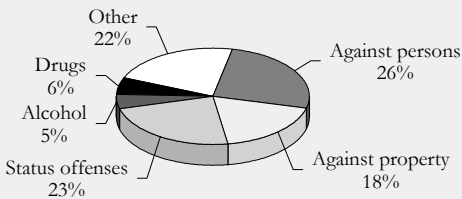
* Percent of high school graduates going to college (61%) ranked among the state's best.

Adolescent Demographics

Ages	10-14	15-19
Total persons, 1998	3,148	3,280
Percent female	48	48
Percent white	97	97
Percent black	2	2
Percent Hispanic	0	0
Total deaths, 1994-98	6	14
by injury	3	11
Death rate (per 100,000)	46	104
Total births, 1994-98	4	509

Juvenile Justice

Juvenile court referrals, FY 99 374



	Status Offenses	Delinquency
Ages 12 and under	4	8
Ages 13 -14	19	58
Age 15	16	52
Age 16	28	80
Ages 17 and over	20	85
Percent female	45	15
Percent white	97	94
Percent black	3	6

These data are referrals, not children. An offender may have multiple referrals. Delinquency includes all crimes except status offenses.

Out-of-home placement, FY 99

Number of cases	34
Ages 14 and under	10
Ages 15-18	24
Percent female	21

Teen Birth Trends

	1980-82	1990-92	1996-98
Average annual births to teens ages 15-19	137	92	95
Teen birth rate (per 1,000 females 15-19)	59	54	59
Average annual births to younger teens ages 15-17	47	26	34
Younger teen birth rate (per 1,000 females 15-17)	34	25	33
Teen births as a percent of all births	18	15	16
Percent of teen births occurring to unmarried teens	26	46	70
Percent of teen births that are repeat births	19	18	24
Percent of teen births receiving late, after second trimester, or no prenatal care	12	6	3
Percent of teen births to mothers who reported smoking during pregnancy	Not available	31	33

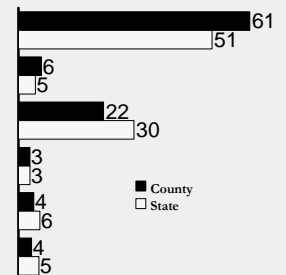
Post-High School Transition

Total public high school graduates, 1994-98 2,708

Six months after graduation were:

in college	1,647
in vocational/technical school	164
employed	606
in the military	84
combined work and school	111
not successful	96

Percent of H.S. grads



Percent of students grades 7-12 who dropped out, 1994-98 2