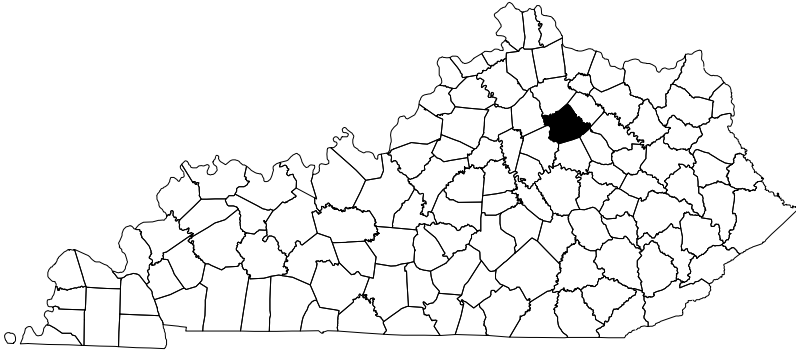


# Bourbon County



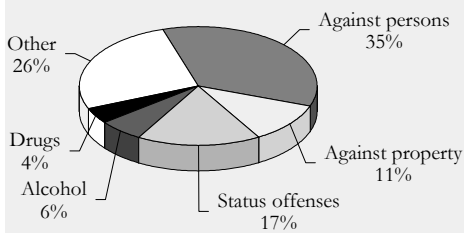
**\*** Percent of teen births receiving late or no prenatal care (16%) ranked among the state's worst.

## Adolescent Demographics

Ages	10-14	15-19
Total persons, 1998	1,423	1,409
Percent female	48	47
Percent white	88	90
Percent black	11	10
Percent Hispanic	1	0
Total deaths, 1994-98	1	5
by injury	0	4
Death rate (per 100,000)		
Total births, 1994-98	4	192

## Juvenile Justice

Juvenile court referrals, FY 99 345



	Status Offenses	Delinquency
Ages 12 and under	11	24
Ages 13 -14	20	81
Age 15	6	51
Age 16	11	60
Ages 17 and over	10	71
Percent female	45	25
Percent white	91	79
Percent black	9	21

These data are referrals, not children. An offender may have multiple referrals. Delinquency includes all crimes except status offenses.

### Out-of-home placement, FY 99

Number of cases	14
Ages 14 and under	1
Ages 15-18	13
Percent female	14

## Teen Birth Trends

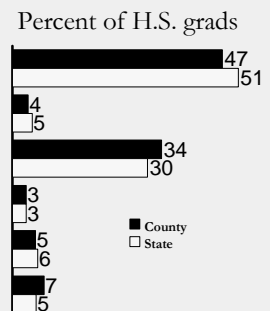
	1980-82	1990-92	1996-98
Average annual births to teens ages 15-19	54	42	38
Teen birth rate (per 1,000 females 15-19)	67	62	57
Average annual births to younger teens ages 15-17	19	15	12
Younger teen birth rate (per 1,000 females 15-17)	37	35	28
Teen births as a percent of all births	21	16	15
Percent of teen births occurring to unmarried teens	32	45	67
Percent of teen births that are repeat births	33	33	22
Percent of teen births receiving late, after second trimester, or no prenatal care	14	13	16
Percent of teen births to mothers who reported smoking during pregnancy	Not available	37	38

## Post-High School Transition

Total public high school graduates, 1994-98 1,056

Six months after graduation were:

- in college 499
- in vocational/technical school 38
- employed 355
- in the military 33
- combined work and school 55
- not successful 76



Percent of students grades 7-12 who dropped out, 1994-98 ..... 3