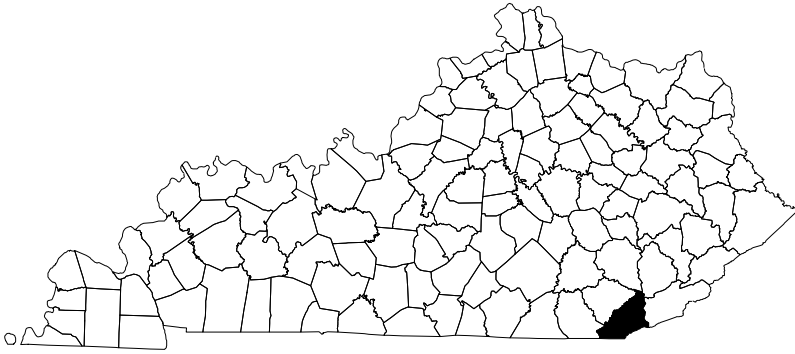


Bell County



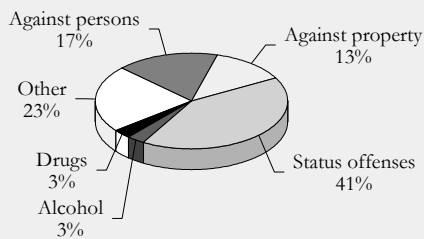
* 41% of juvenile court referrals were for status (non-criminal) offenses.

Adolescent Demographics

Ages	10-14	15-19
Total persons, 1998	2,143	2,473
Percent female	48	47
Percent white	96	96
Percent black	3	3
Percent Hispanic	1	1
Total deaths, 1994-98	4	15
by injury	2	13
Death rate (per 100,000)		147
Total births, 1994-98	12	466

Juvenile Justice

Juvenile court referrals, FY 99 428



	Status Offenses	Delinquency
Ages 12 and under	13	20
Ages 13 -14	77	44
Age 15	35	59
Age 16	23	63
Ages 17 and over	29	65
Percent female	40	24
Percent white	100	96
Percent black	0	4

These data are referrals, not children. An offender may have multiple referrals. Delinquency includes all crimes except status offenses.

Out-of-home placement, FY 99

Number of cases	19
Ages 14 and under	7
Ages 15-18	10
Percent female	11

Teen Birth Trends

	1980-82	1990-92	1996-98
Average annual births to teens ages 15-19	146	116	90
Teen birth rate (per 1,000 females 15-19)	91	90	76
Average annual births to younger teens ages 15-17	57	41	35
Younger teen birth rate (per 1,000 females 15-17)	56	53	47
Teen births as a percent of all births	26	25	22
Percent of teen births occurring to unmarried teens	27	40	52
Percent of teen births that are repeat births	28	26	21
Percent of teen births receiving late, after second trimester, or no prenatal care	8	4	5
Percent of teen births to mothers who reported smoking during pregnancy	Not available	39	40

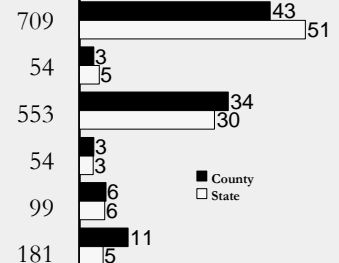
Post-High School Transition

Total public high school graduates, 1994-98 1,650

Six months after graduation were:

- in college 709
- in vocational/technical school 54
- employed 553
- in the military 54
- combined work and school 99
- not successful 181

Percent of H.S. grads



Percent of students grades 7-12 who dropped out, 1994-984