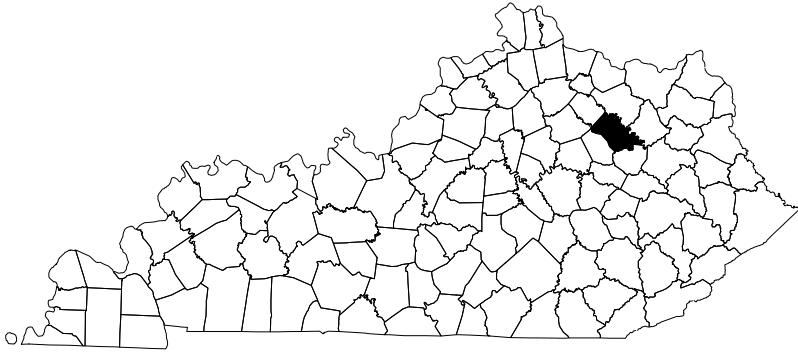


Bath County



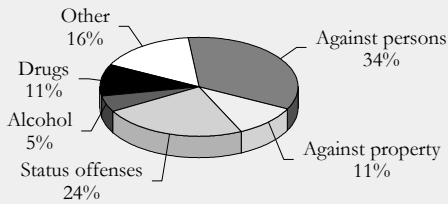
* High school graduates have been as likely to work as go to school.

Adolescent Demographics

Ages	10-14	15-19
Total persons, 1998	720	745
Percent female	49	50
Percent white	97	96
Percent black	3	4
Percent Hispanic	1	0
Total deaths, 1994-98	2	9
by injury	2	7
Death rate (per 100,000)		319
Total births, 1994-98	1	122

Juvenile Justice

Juvenile court referrals, FY 99 114



Status Offenses Delinquency

	Status Offenses	Delinquency
Ages 12 and under	1	16
Ages 13 -14	6	26
Age 15	6	8
Age 16	12	28
Ages 17 and over	2	7
Percent female	59	20
Percent white	96	94
Percent black	4	6

These data are referrals, not children. An offender may have multiple referrals. Delinquency includes all crimes except status offenses.

Out-of-home placement, FY 99

Number of cases	6
Ages 14 and under	2
Ages 15-18	4
Percent female	50

Teen Birth Trends

	1980-82	1990-92	1996-98
Average annual births to teens ages 15-19	33	27	24
Teen birth rate (per 1,000 females 15-19)	72	78	67
Average annual births to younger teens ages 15-17	12	11	7
Younger teen birth rate (per 1,000 females 15-17)	42	50	29
Teen births as a percent of all births	22	20	17
Percent of teen births occurring to unmarried teens	18	38	34
Percent of teen births that are repeat births	19	20	20
Percent of teen births receiving late, after second trimester, or no prenatal care	14	11	4
Percent of teen births to mothers who reported smoking during pregnancy	Not available	34	44

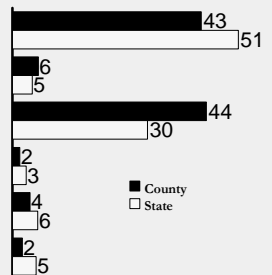
Post-High School Transition

Total public high school graduates, 1994-98 529

Six months after graduation were:

in college	225
in vocational/technical school	31
employed	231
in the military	9
combined work and school	21
not successful	12

Percent of H.S. grads



Percent of students grades 7-12 who dropped out, 1994-98 4