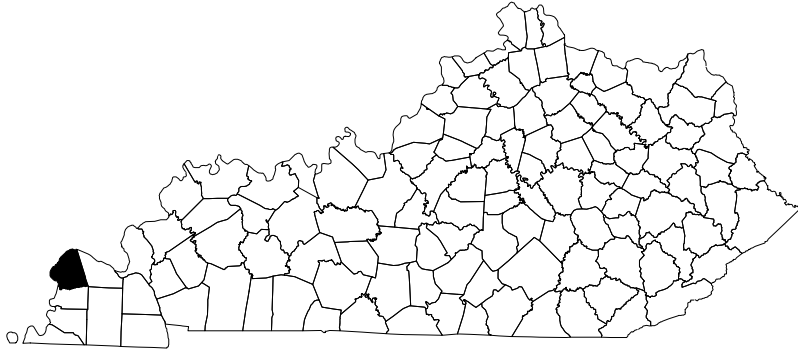


Ballard County



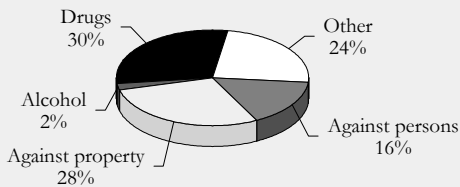
* 30% of juvenile court referrals were for drug related offenses and 5% of high school graduates have entered the military.

Adolescent Demographics

Ages	10-14	15-19
Total persons, 1998	589	604
Percent female	46	47
Percent white	96	94
Percent black	3	3
Percent Hispanic	1	2
Total deaths, 1994-98	1	3
by injury	1	2
Death rate (per 100,000)		
Total births, 1994-98	3	73

Juvenile Justice

Juvenile court referrals, FY 99 88



	Status Offenses	Delinquency
Ages 12 and under	0	29
Ages 13 -14	0	24
Age 15	0	10
Age 16	0	14
Ages 17 and over	0	11
Percent female	0	18
Percent white	0	93
Percent black	0	7

These data are referrals, not children. An offender may have multiple referrals. Delinquency includes all crimes except status offenses.

Out-of-home placement, FY 99

Number of cases	4
Ages 14 and under	2
Ages 15-18	2
Percent female	50

Teen Birth Trends

	1980-82	1990-92	1996-98
Average annual births to teens ages 15-19	19	15	13
Teen birth rate (per 1,000 females 15-19)	54	56	47
Average annual births to younger teens ages 15-17	7	6	2
Younger teen birth rate (per 1,000 females 15-17)	31	34	
Teen births as a percent of all births	19	16	12
Percent of teen births occurring to unmarried teens	25	58	58
Percent of teen births that are repeat births	18	11	32
Percent of teen births receiving late, after second trimester, or no prenatal care	4	4	3
Percent of teen births to mothers who reported smoking during pregnancy	Not available	47	37

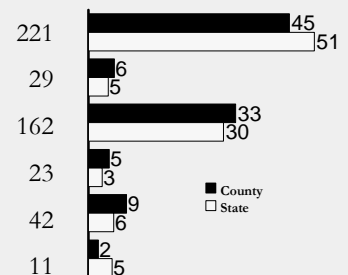
Post-High School Transition

Total public high school graduates, 1994-98 488

Six months after graduation were:

in college	221
in vocational/technical school	29
employed	162
in the military	23
combined work and school	42
not successful	11

Percent of H.S. grads



Percent of students grades 7-12 who dropped out, 1994-98 3