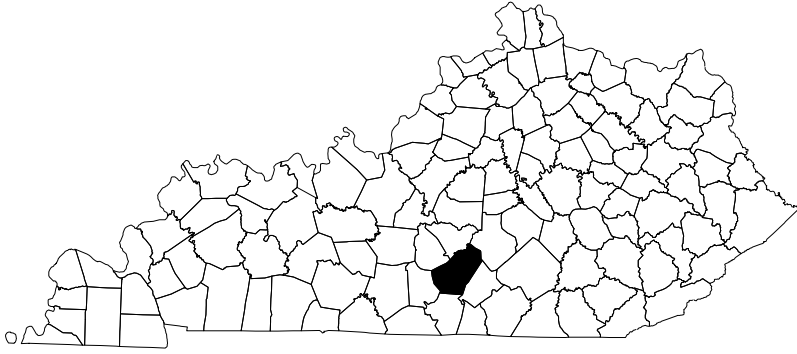


# Adair County



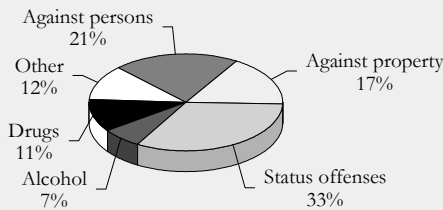
\* One of ten high school graduates was not working or in school.

## Adolescent Demographics

	Ages 10-14	15-19
Total persons, 1998	1,154	1,335
Percent female	47	49
Percent white	96	95
Percent black	2	4
Percent Hispanic	2	1
Total deaths, 1994-98	4	8
by injury	1	7
Death rate (per 100,000)		152
Total births, 1994-98	1	206

## Juvenile Justice

Juvenile court referrals, FY 99 119



	Status Offenses	Delinquency
Ages 12 and under	14	0
Ages 13 -14	12	12
Age 15	5	7
Age 16	5	13
Ages 17 and over	3	48
Percent female	51	14
Percent white	97	100
Percent black	3	0

These data are referrals, not children. An offender may have multiple referrals. Delinquency includes all crimes except status offenses.

### Out-of-home placement, FY 99

Number of cases	4
Ages 14 and under	0
Ages 15-18	4
Percent female	25

## Teen Birth Trends

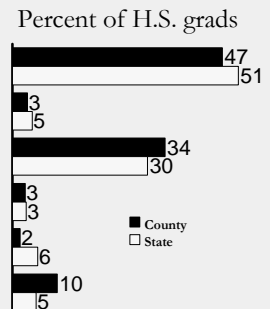
	1980-82	1990-92	1996-98
Average annual births to teens ages 15-19	55	37	43
Teen birth rate (per 1,000 females 15-19)	77	60	67
Average annual births to younger teens ages 15-17	25	12	15
Younger teen birth rate (per 1,000 females 15-17)	57	36	41
Teen births as a percent of all births	28	19	20
Percent of teen births occurring to unmarried teens	21	31	42
Percent of teen births that are repeat births	24	21	19
Percent of teen births receiving late, after second trimester, or no prenatal care	8	8	8
Percent of teen births to mothers who reported smoking during pregnancy	Not available	36	42

## Post-High School Transition

Total public high school graduates, 1994-98 790

Six months after graduation were:

in college	374
in vocational/technical school	27
employed	272
in the military	23
combined work and school	14
not successful	80



Percent of students grades 7-12 who dropped out, 1994-98 ..... 3