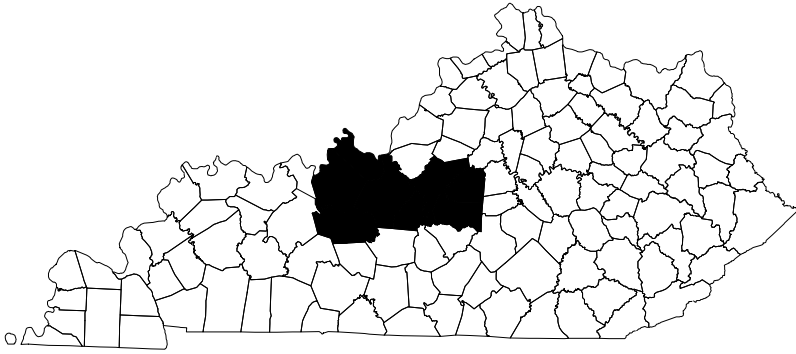


Lincoln Trail ADD

1999 Kentucky KIDS COUNT
Adolescent Profile

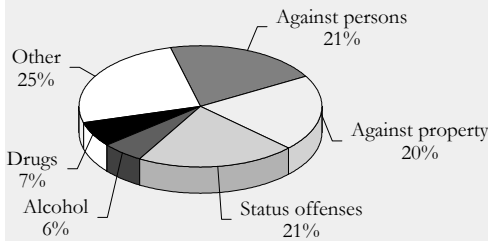


Adolescent Demographics

Ages	10-14	15-19
Total persons, 1998	18,406	17,517
Percent female	49	49
Percent white	87	88
Percent black	9	9
Percent Hispanic	2	2
Total deaths, 1994-98	27	87
by injury	18	74
Death rate (per 100,000)	38	121
Total Births, 1994-98	20	2,543

Juvenile Justice

Juvenile court referrals, FY 99 2,160



	Status Offenses	Delinquency
Ages 12 and under	36	156
Ages 13 -14	104	238
Age 15	111	280
Age 16	102	338
Ages 17 and over	105	682
Percent female	51	18
Percent white	85	78
Percent black	14	21

These data are referrals, not children. An offender may have multiple referrals. Delinquency includes all crimes except status offenses.

Out-of-home placement, FY 99

Number of cases	126
Ages 14 and under	31
Ages 15-18	92
Percent female	20

Teen Birth Trends

	1980-82	1990-92	1996-98
Average annual births to teens ages 15-19	765	534	504
Teen birth rate (per 1,000 females 15-19)	76	68	61
Average annual births to younger teens ages 15-17	251	169	149
Younger teen birth rate (per 1,000 females 15-17)	40	36	28
Teen births as a percent of all births	19	15	15
Percent of teen births occurring to unmarried teens	24	48	63
Percent of teen births that are repeat births	21	20	17
Percent of teen births receiving late, after second trimester, or no prenatal care	10	8	7
Percent of teen births to mothers who reported smoking during pregnancy	Not available	23	29

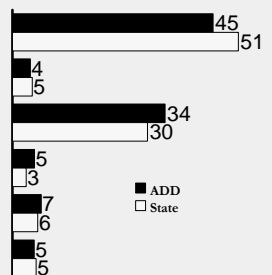
Post-High School Transition

Total public high school graduates, 1994-98 12,587

Six months after graduation were:

in college	5,684
in vocational/technical school	510
employed	4,324
in the military	634
combined work and school	817
not successful	618

Percent of H.S. grads



Percent of students grades 7-12 who dropped out, 1994-983