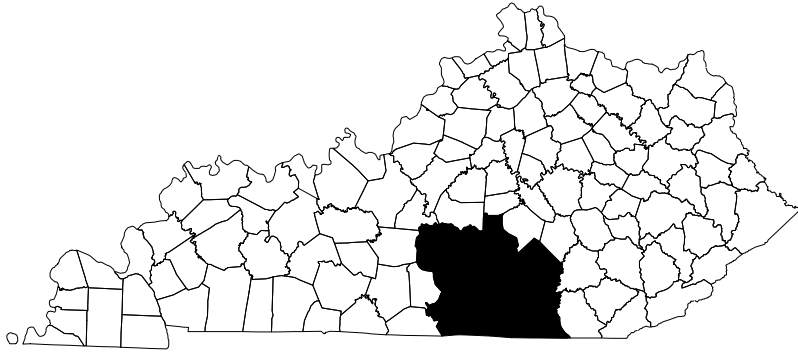


Lake Cumberland ADD

1999 Kentucky KIDS COUNT
Adolescent Profile

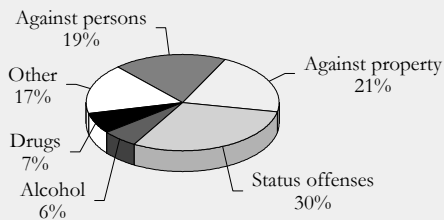


Adolescent Demographics

	Ages 10-14	15-19
Total persons, 1998	13,123	14,258
Percent female	49	48
Percent white	97	96
Percent black	2	2
Percent Hispanic	1	1
Total deaths, 1994-98	18	66
by injury	13	51
Death rate (per 100,000)	35	119
Total Births, 1994-98	43	2,371

Juvenile Justice

Juvenile court referrals, FY 99 1,661



	Status Offenses	Delinquency
Ages 12 and under	86	88
Ages 13 -14	134	204
Age 15	114	175
Age 16	95	256
Ages 17 and over	72	429
Percent female	39	17
Percent white	98	94
Percent black	2	6

These data are referrals, not children. An offender may have multiple referrals. Delinquency includes all crimes except status offenses.

Out-of-home placement, FY 99

Number of cases	56
Ages 14 and under	13
Ages 15-18	43
Percent female	7

Teen Birth Trends

	1980-82	1990-92	1996-98
Average annual births to teens ages 15-19	583	487	473
Teen birth rate (per 1,000 females 15-19)	75	75	70
Average annual births to younger teens ages 15-17	245	171	160
Younger teen birth rate (per 1,000 females 15-17)	51	44	37
Teen births as a percent of all births	24	21	20
Percent of teen births occurring to unmarried teens	20	34	48
Percent of teen births that are repeat births	24	22	22
Percent of teen births receiving late, after second trimester, or no prenatal care	5	4	4
Percent of teen births to mothers who reported smoking during pregnancy	Not available	33	28

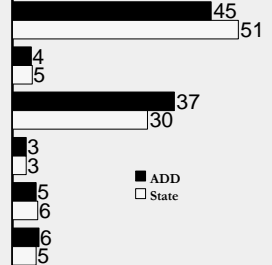
Post-High School Transition

Total public high school graduates, 1994-98 9,250

Six months after graduation were:

in college	4,141
in vocational/technical school	397
employed	3,377
in the military	284
combined work and school	499
not successful	552

Percent of H.S. grads



Percent of students grades 7-12 who dropped out, 1994-983