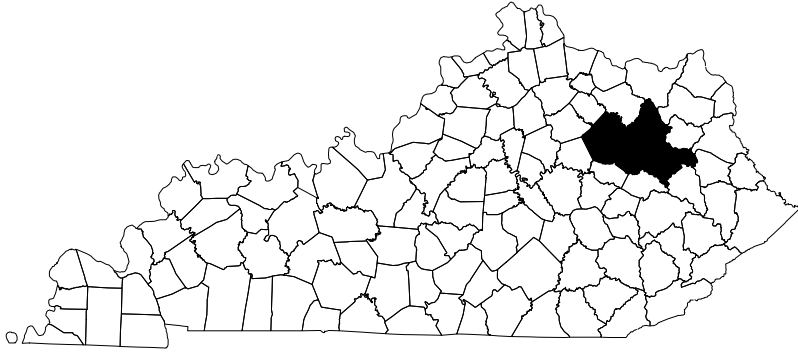


# Gateway ADD

1999 Kentucky KIDS COUNT  
Adolescent Profile

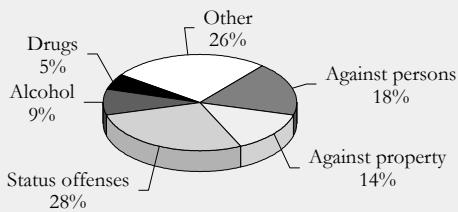


## Adolescent Demographics

	Ages 10-14	15-19
Total persons, 1998	4,919	7,114
Percent female	48	50
Percent white	97	95
Percent black	2	4
Percent Hispanic	1	1
Total deaths, 1994-98	6	33
by injury	4	28
Death rate (per 100,000)	31	119
Total Births, 1994-98	11	787

## Juvenile Justice

Juvenile court referrals, FY 99 692



	Status Offenses	Delinquency
Ages 12 and under	14	37
Ages 13 -14	50	120
Age 15	59	59
Age 16	48	134
Ages 17 and over	21	147
Percent female	60	27
Percent white	94	95
Percent black	4	2

These data are referrals, not children. An offender may have multiple referrals. Delinquency includes all crimes except status offenses.

### Out-of-home placement, FY 99

Number of cases	24
Ages 14 and under	5
Ages 15-18	19
Percent female	21

## Teen Birth Trends

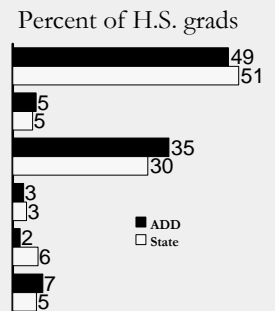
	1980-82	1990-92	1996-98
Average annual births to teens ages 15-19	205	165	156
Teen birth rate (per 1,000 females 15-19)	55	48	44
Average annual births to younger teens ages 15-17	84	62	57
Younger teen birth rate (per 1,000 females 15-17)	46	42	36
Teen births as a percent of all births	21	18	18
Percent of teen births occurring to unmarried teens	22	31	43
Percent of teen births that are repeat births	20	21	18
Percent of teen births receiving late, after second trimester, or no prenatal care	14	11	6
Percent of teen births to mothers who reported smoking during pregnancy	Not available	34	37

## Post-High School Transition

Total public high school graduates, 1994-98 3,538

Six months after graduation were:

in college	1,720
in vocational/technical school	186
employed	1,246
in the military	88
combined work and school	59
not successful	239



Percent of students grades 7-12 who dropped out, 1994-98 .....4