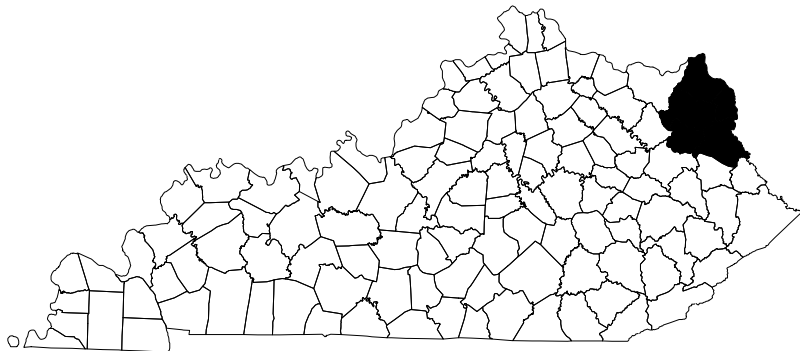


# Fivco ADD

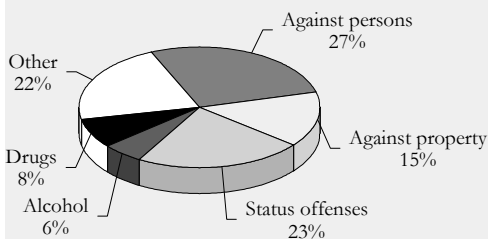


## Adolescent Demographics

	Ages 10-14	15-19
Total persons, 1998	9,716	10,243
Percent female	48	48
Percent white	98	98
Percent black	1	1
Percent Hispanic	0	0
Total deaths, 1994-98	14	44
by injury	8	37
Death rate (per 100,000)	35	107
Total Births, 1994-98	13	1,429

## Juvenile Justice

Juvenile court referrals, FY 99 816



	Status Offenses	Delinquency
--	-----------------	-------------

Ages 12 and under	10	42
Ages 13 -14	50	122
Age 15	38	119
Age 16	41	136
Ages 17 and over	45	206
Percent female	48	14
Percent white	99	97
Percent black	1	3

These data are referrals, not children. An offender may have multiple referrals. Delinquency includes all crimes except status offenses.

### Out-of-home placement, FY 99

Number of cases	72
Ages 14 and under	20
Ages 15-18	51
Percent female	19

## Teen Birth Trends

	1980-82	1990-92	1996-98
Average annual births to teens ages 15-19	414	287	272
Teen birth rate (per 1,000 females 15-19)	66	58	55
Average annual births to younger teens ages 15-17	149	92	92
Younger teen birth rate (per 1,000 females 15-17)	39	30	29
Teen births as a percent of all births	20	17	17
Percent of teen births occurring to unmarried teens	23	41	58
Percent of teen births that are repeat births	21	19	20
Percent of teen births receiving late, after second trimester, or no prenatal care	11	7	3
Percent of teen births to mothers who reported smoking during pregnancy	Not available	29	33

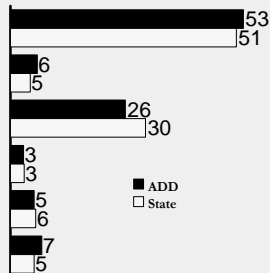
## Post-High School Transition

Total public high school graduates, 1994-98 7,951

Six months after graduation were:

in college	4,178
in vocational/technical school	488
employed	2,056
in the military	236
combined work and school	426
not successful	567

Percent of H.S. grads



Percent of students grades 7-12 who dropped out, 1994-98 .....3