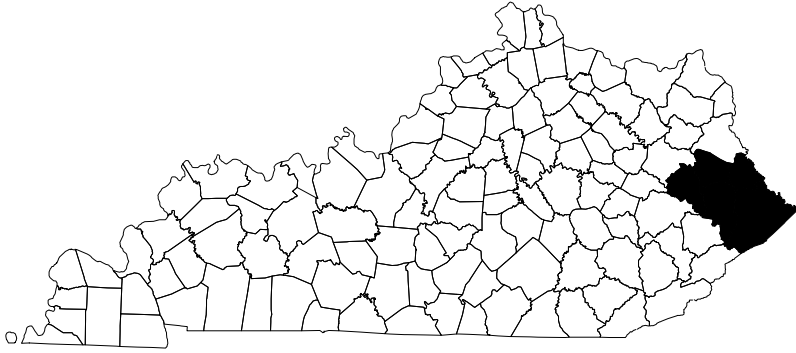


Big Sandy ADD

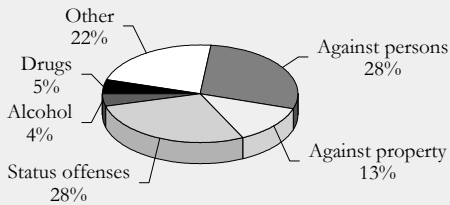


Adolescent Demographics

Ages	10-14	15-19
Total persons, 1998	13,592	14,020
Percent female	48	48
Percent white	99	98
Percent black	0	1
Percent Hispanic	1	0
Total deaths, 1994-98	16	64
by injury	8	50
Death rate (per 100,000)	29	114
Total Births, 1994-98	33	2,222

Juvenile Justice

Juvenile court referrals, FY 99 1,084



Status Offenses Delinquency

	Status Offenses	Delinquency
Ages 12 and under	53	96
Ages 13 -14	69	166
Age 15	82	101
Age 16	63	149
Ages 17 and over	36	267
Percent female	44	27
Percent white	99	99
Percent black	1	1

These data are referrals, not children. An offender may have multiple referrals. Delinquency includes all crimes except status offenses.

Out-of-home placement, FY 99

Number of cases	22
Ages 14 and under	1
Ages 15-18	21
Percent female	9

Teen Birth Trends

	1980-82	1990-92	1996-98
Average annual births to teens ages 15-19	748	516	413
Teen birth rate (per 1,000 females 15-19)	89	76	62
Average annual births to younger teens ages 15-17	296	191	125
Younger teen birth rate (per 1,000 females 15-17)	57	46	29
Teen births as a percent of all births	25	22	20
Percent of teen births occurring to unmarried teens	15	34	44
Percent of teen births that are repeat births	24	21	23
Percent of teen births receiving late, after second trimester, or no prenatal care	7	6	5
Percent of teen births to mothers who reported smoking during pregnancy	Not available	34	40

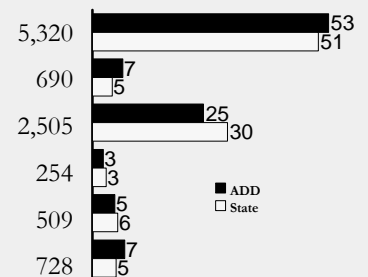
Post-High School Transition

Total public high school graduates, 1994-98 10,006

Six months after graduation were:

- in college 5,320
- in vocational/technical school 690
- employed 2,505
- in the military 254
- combined work and school 509
- not successful 728

Percent of H.S. grads



Percent of students grades 7-12 who dropped out, 1994-98 3